


Introduction

Type "B" Skid is used to keep the camera head centered in pipes and off the floor avoiding debris and obstructions. The Type "B" Skid has adjustable settings for use in pipe diameters from 8" to 15". When the skid is completely collapsed it can be used in 8" pipes.

The Type "B" Skid will work with the D46/SL camera attached to a 12mm termination spring. This adjustable skid works best in straight run applications such as running from manhole to manhole.



No	Item
1	Wheels
2	Adjusting Arms
3	Diameter Adjustment Nut
4	Light Kit Grooves
5	Light Kit Mounting Nut
6	Socket Head Cap Screws

Type "B" Skid Installation

Tools Needed

- 2mm Hex Key
- 8mm Hex Key

Installing the Type "B" Skid

1. Use a 2mm hex key to remove the red protective skid from the D46/SL camera.	
2. Slide the camera head into the skid until the head is flush with the front of the skid.	

3. Use an 8mm hex key to secure the skid to the camera head.
DO NOT OVER TIGHTEN THE SCREWS AS IT MAY RESULT IN DAMAGE TO THE CAMERA HEAD




Type "B" Light Kit



1	Light Kit Mounting Nut
2	Battery Cap
3	On/Off Switch
4	Battery Tube

1. Remove battery caps and on/off switch (3), insert 3 fresh AA alkaline batteries, positive end first into battery tubes, replace battery caps and on/off switch.




2. Align light kit battery tubes with light kit grooves on skid.



3. Use even pressure to push the light kit into place.



4. Hand tighten the light kit mounting nut (1).



Disclaimer: Product and accessory specification and availability information is subject to change without prior notice.

USA Vivax-Metrotech Corp. 3251 Olcott Street, Santa Clara, CA 95054, USA T/Free: +1-800-446-3392 Tel: +1-408-734-1400 Fax: +1-408-734-1415 sales@vxmt.com www.vivax-metrotech.com	Canada Vivax-Metrotech Inc. 400 Esna Park Drive, Unit 17, Markham, Ontario, L3R 3K2, Canada Tel: +1-289-846-3010 Fax: +1-905-752-0214 CanadianSales@vxmt.com www.vivax-metrotech.com	Europe SebaKMT Seba Dynatronik Mess-und Ortungstechnik GmbH Dr.-Herbert-lann-Str.6, 96148 Baunach, Germany Tel: +49-9544-680 Fax: +49-9544-2273 service@sebakmt.com www.sebakmt.com	Australasia SebaKMT AUS Unit 1, 176 South Creek Road, Corner NSW 2009, Australia Tel: +61-2-9972-9244 Fax: +61-2-9972-9433 sales@sebakmtaus.com service@sebakmtaus.com www.sebakmtaus.com	China Leidi Utility Supply (Shanghai) Ltd. Rm405 3 rd Building No.641, Tianshan Rd, Shanghai, China 200336 Tel: +86-21-5187-3880 Fax: +86-21-5168-5880 info@leidi.cn www.leidi.com
---	--	--	--	---